



Govt. of India  
(Technology Application and Standards Unit )  
Central Public Works Department  
Nirman Bhawan, New Delhi

...

No: 62/SE(TAS)/PAR-2007/CS/ 130-E

Dated: 15/5/2009

Correction slip no. 2 to Delhi Plinth Area Rates 2007.

(I) The Specifications for Residential Building are modified as under :

E X I S T I N G					M O D I F I E D				
Sl. No.	Items	Type -1, II, II & Servant qtrs.	Type- IV	Type- V & VI	Sl.No	Items	Type- I, II, III & Servant Qrs.	Type- IV	Type -V & VI
3.0					3.0				
3.2.3.	W.C. /Bath Room	Solid PVC Shutters 20 mm thick	Same as Type I to III	Same as type I to III	3.2.3.	W.C./Bath room	Solid PVC shutters 28 mm thick	Same as type I to III	Same as type I to III

  
Plinth Area Rates I

Existing					Modified				
Sl. No.	Item	Type -I, II, III and Servant Qtrs.	Type -IV	Type -V and VI	Sl. No.	Item	Type- I, II, III and Servant Qtrs.	Type -IV	Type- V and VI
4.0	Flooring				4.0	Flooring			
4.1	In rooms, kitchen, internal circulation area	<u>Mosaic flooring and skirting with ordinary cement except in common circulation area and staircase</u>	Same as type I to III	<u>Mosaic/Terrazzo tile flooring with white cement. In kitchen, ceramic tiles /marbles flooring</u>	4.1	Bedrooms/living rooms	Grey/Beige color ceramic floor tiles (size 12"x12" Matt finish) of approved design.	Same as type I to III	Grey/Beige color rectified ceramic floor tiles (size 16"x16" Matt finish) of approved design.
					4.2	Kitchen, internal circulation area	Ceramic floor tiles (size 12"x12" Matt finish) of approved design.	Same as type I to III	Rectified ceramic floor tiles (size 16"x16" Matt finish) of approved design.
4.2	Common circulation area, staircase	Kota stone flooring and matching skirting. In staircase, single piece kota stone be used.	Same as type I to III	Same as type IV	4.3	Common circulation area, staircase	i)Kota stone flooring and matching skirting. In staircase, single piece pre-polished kota stone slab with pre-finished nosing be used. ii)Dado of ceramic tile light grey /dull green shade 12"x12" size upto 120 cm ht. above skirting i/c green marble nosing	Same as type I to III	Same as type IV
4.3	Kitchen work top	<u>Kota stone</u>	<u>Udaipur green marble/granite stone</u>	Granite stone	4.4	Kitchen work top	Green marble pre-polished with pre-moulded nosing	Same as type I to III	Granite with pre-polished and pre-moulded nosing
4.4	Toilets	Mosaic	Ceramic tiles	Ceramic tiles	4.5	Toilets	Ceramic floor tiles (size 12"x12") Matt finish/anti skid of approved design.	Same as type I to III	Rectified ceramic floor tiles (size 16"x16" ) Matt finish/anti skid of approved design.
4.5	Skirting /Dado	<u>Ceramic glazed tiles in Indian type WC upto 90 cm. Height and bath room upto door jamb height</u>	Same as type I to III	Ceramic glazed tiles upto ceiling ht. with decorative band of tiles	4.5	Skirting /Dado in toilets	Ceramic white glazed tiles (min. size 8" x 12") upto door lintel level	Same as type I to III	Ceramic white glazed tiles (min. size 8"x12") upto ceiling ht. with decorative band of tiles

*Signature*

5.0	Finishing								
5.2	Internal	All walls and ceilings to be treated with the 2 mm thick POP followed with a coat of acrylic /oil bound distemper except <u>kitchen, bath and WC</u> and all ceiling which will be done with white wash. Synthetic enamel paint on all wood work and steel work.	All walls and ceilings to be treated with the 2 mm thick POP followed with a coat of acrylic /oil bound distemper <u>except kitchen, bath and WC</u> and all ceiling which will be done with white wash. Synthetic enamel paint on all wood work and steel work.	All walls and ceilings to be treated with the 2 mm thick POP plaster and cornices followed with a coat of plastic emulsion paint <u>except kitchen, bath and WC</u> and all ceiling which will be done with white wash. Synthetic enamel paint on all wood work and steel work.	5.2	Internal	All walls and ceilings to be treated with the 2 mm thick POP followed with a coat of acrylic /oil bound distemper except ceiling which will be done with white wash. Synthetic enamel paint on all wood work and steel work.	Same as type I to III	All walls and ceilings to be treated with the 2 mm thick POP followed by plastic emulsion paint except ceiling which will be done with white wash. Synthetic enamel paint on all wood work and steel work.

## 2) Scale of Amenities for general pool accommodations


Existing							Modified						
Item no.	Item	Type -I	Type-II	Type-III	Type -IV	Type -V/VI	Item no.	Item	Type -I	Type -II	Type-III	Type -IV	Type- V/VI
1(ii)	Kitchen sink	Stainless steel sink without drain board size 610 x 510mm with bowl depth 200mm	Same as type -I	Same as Type -I	Stainless steel sink with drain board size 510x 1040mm with bowl depth 200mm	Stainless steel sink of size 510x 1040mm with bowl depth 250mm with draining board/vitreous china sink with draining board of size 600 x 450x250mm	1(ii)	Kitchen sink	Stainless steel sink without drain board	Same as type -I	Same as Type -I	Stainless steel sink with drain board	Same as type -IV/vitreous china sink with draining board

*Signature*

1(iii)	Dado Ceramic glazed tiles for 60cm. above work top and around <u>sunken floor</u>	Yes	Yes	Yes	Yes	Ceramic glazed tiles upto 60cm. above cooking platform all around	1(iii)	Dado Ceramic glazed tiles(size 8" x 12") for 60cm. above and along work top and around and below kitchen sink	Yes	Yes	Yes	Yes	Ceramic glazed tiles (size 8" x 12") 60cm high dado from skirting level upto 60cm. ht. above kitchen platform above and along the work top and around and below kitchen sink excluding areas where built in cupboards are fixed .
--------	---	-----	-----	-----	-----	---	--------	---	-----	-----	-----	-----	---

**3) Scales of Sanitary fittings for General Pool Residential Quarters.**


Existing							Modified						
Item no.	Item	Type -I	Type-II	Type-III	Type -IV	Type -V/VI	Item no.	Item	Type -I	Type-II	Type-III	Type -IV	Type -V/VI
3	Wash basin with one tap each	One	One	One	Two mixer type for hot and cold water	Three mixer type for hot and cold water	3	Wash basin with one pillar tap each	One	One	One	Two CP Brass mixer type for hot and cold water with single lever	Three CP Brass mixer type for hot and cold water with single lever
N I L							12	Plumbing for water purifier and Geyser	Yes	Yes	Yes	Yes	Yes



4) Specifications for Electrical Installations in Residential Quarters


Existing								Modified							
Sl. No.	Items	Type-I	Type-II	Type-III	Type-IV	Type-V	Type-VI	Item no.	Item	Type-I	Type-II	Type-III	Type-IV	Type-V	Type-VI
4.	Exhaust Fans	1	1	1	1	1	1	4	Exhaust Fans	1	1	2	2	3	3

This issues with the approval of Director General of Works, CPWD

  
Executive Engineer (S&S)-III

Copy to :

- 1) PPS to DG(W), CPWD, Nirman Bhawan, New Delhi
- 2) All ADGs in CPWD/Engineer- in-Chief, PWD, Govt. of NCT, Delhi
- 3) All CEs/SEs/EEs (Civil & Elect.) in CPWD & PWD, Govt. of NCT, Delhi
- 4) DDG/Director/DD.Horticulture, CPWD
- 5) All CAs/SAs/Arch. in CPWD
- 6) M/s Jain Book Agency, C-9, Connaught Place, New Delhi for information and necessary action.
- 7) N.I.C, (3rd Floor), Nirman Bhawan, New Delhi for uplinking this Correction Slip on C.P.W.D, Web Site.

  
Executive Engineer (S&S)-III