


# GENERAL ARRANGEMENTS OF CRAMPS

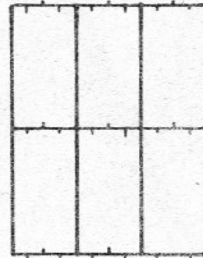
CHAPTER ~~MARBLE~~ WORK  
FIG-3  
CLAUSE 8.6.2.3



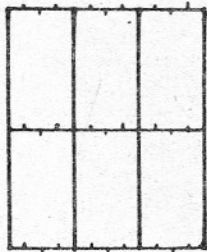
A



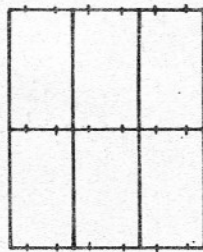
B



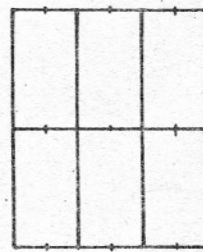
C




D



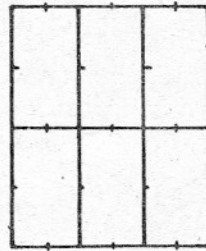
E



F



G



H

NOTE :- CRAMPS ARRANGEMENT IS SHOWN ABOVE FOR VENEERINGS WITH LONGER SIDES VERTICAL. FOR VENEERINGS HAVING THE LONGER SIDES HORIZONTAL, CRAMPS WOULD BE ARRANGED TO SUIT THE ALTERED POSITIONS

DRAWING NOT TO SCALE.